


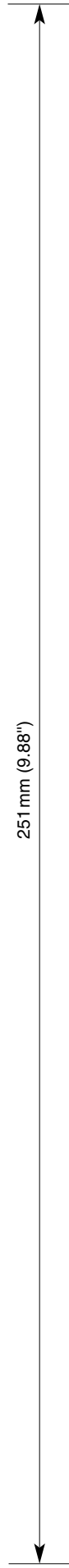
SINGLE SLIP

Code 100

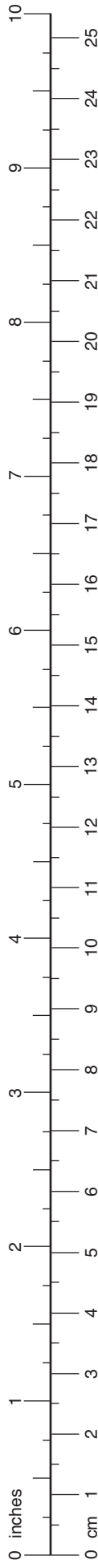
SL-80 *Insulfrog*



251 mm (9.88")



Use this scale bar to check that your printer is printing at 100%




These plans are produced by the manufacturers and may be reproduced by modellers for the purpose of layout building. Commercial copying or reproduction prohibited.

© PRITCHARD PATENT PRODUCT CO. LTD, BEER, DEVON EX12 3NA ENGLAND

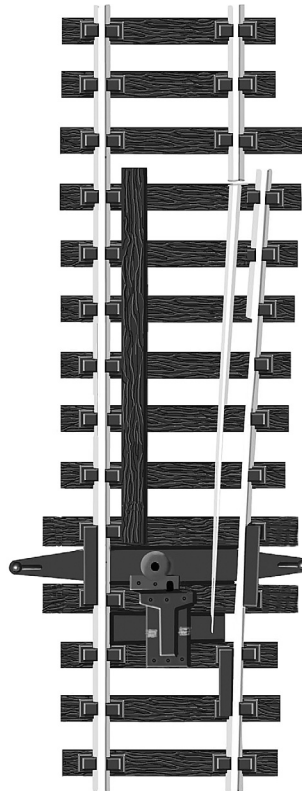
CATCH POINT LEFT HAND

Code 100
SL-85



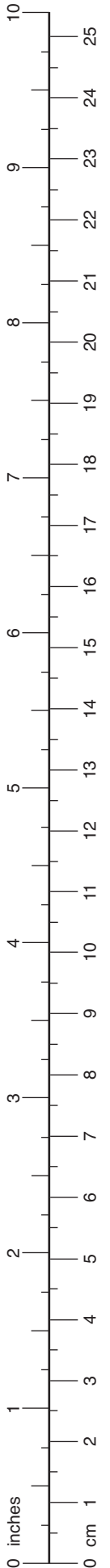
CATCH POINT RIGHT HAND

Code 100
SL-84




104mm (4.09")

Use this scale bar to check that your printer is printing at 100%



CURVED DOUBLE RADIUS TURNOUT LEFT HAND


Code 100
SL-87 *Insulfrog*
SL-E87 *Electrofrog*



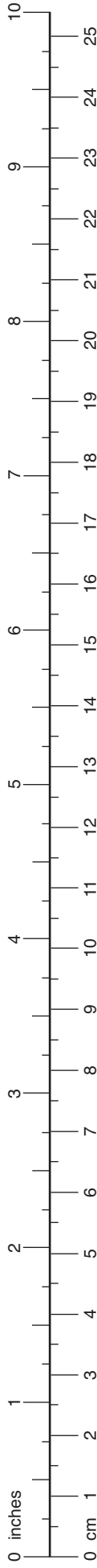
254 mm (10")

CURVED DOUBLE RADIUS TURNOUT RIGHT HAND

Code 100
SL-86 *Insulfrog*
SL-E86 *Electrofrog*



Use this scale bar to check that your printer is printing at 100%




These plans are produced by the manufacturers and may be reproduced by modellers for the purpose of layout building. Commercial copying or reproduction prohibited.


© PRITCHARD PATENT PRODUCT CO. LTD, BEER, DEVON EX12 3NA ENGLAND

LARGE RADIUS TURNOUT LEFT HAND

Code 100
SL-89 *Insulfrog*
SL-E89 *Electrofrog*



259 mm (10.20")



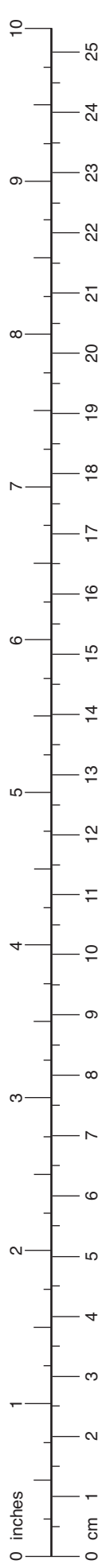
LARGE RADIUS TURNOUT RIGHT HAND

Code 100
SL-88 *Insulfrog*
SL-E88 *Electrofrog*

These plans are produced by the manufacturers and may be reproduced by modellers for the purpose of layout building. Commercial copying or reproduction prohibited.

Use this scale bar to check that your printer is printing at 100%

© PRITCHARD PATENT PRODUCT CO. LTD, BEER, DEVON EX12 3NA ENGLAND





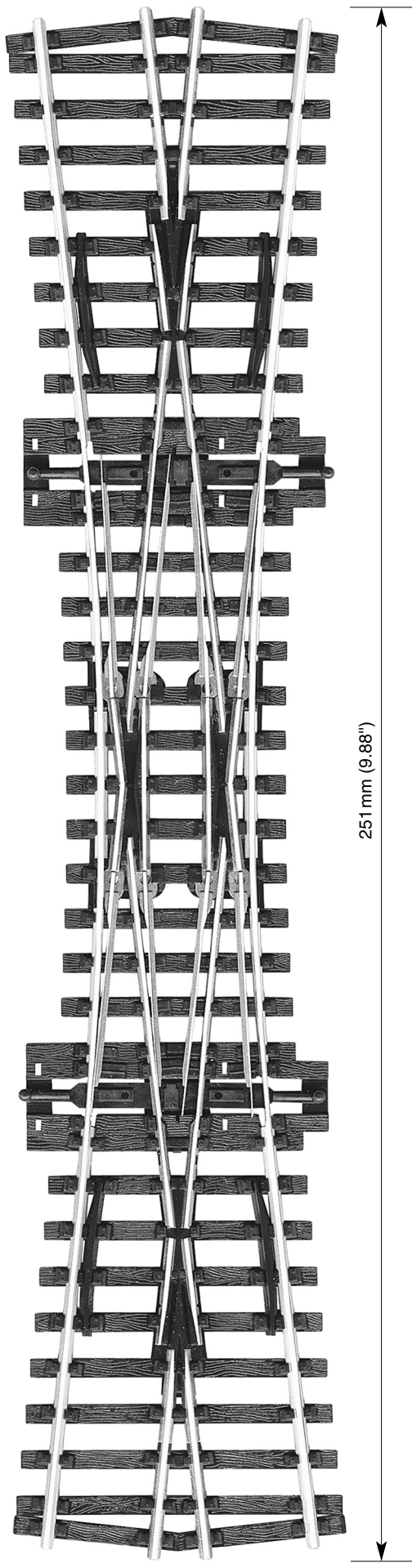
STREAMLINE

**CODE 100
TURNOUTS AND CROSSINGS PLANS**

DOUBLE SLIP

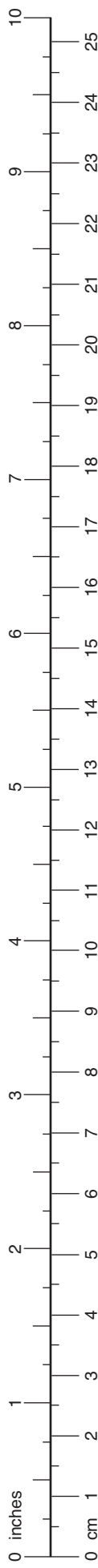
Code 100

SL-90 *Insulfrog*



251 mm (9.88")

Use this scale bar to check that your printer is printing at 100%



These plans are produced by the manufacturers and may be reproduced by modellers for the purpose of layout building. Commercial copying or reproduction prohibited.

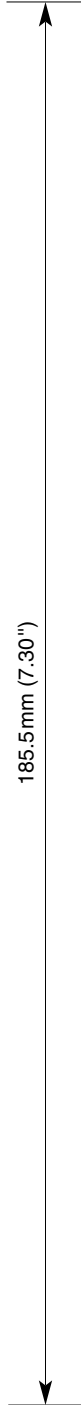

© PRITCHARD PATENT PRODUCT CO. LTD, BEER, DEVON EX12 3NA ENGLAND

SMALL RADIUS TURNOUT LEFT HAND

Code 100

SL-92 *Insulfrog*

SL-E92 *Electrofrog*




SMALL RADIUS TURNOUT RIGHT HAND

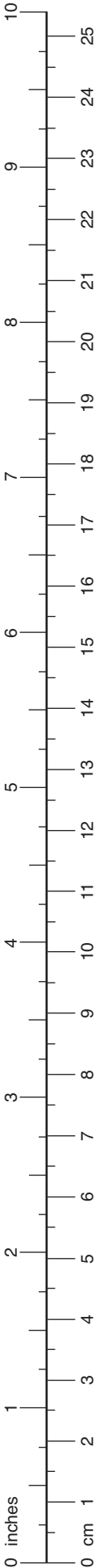
Code 100

SL-91 *Insulfrog*

SL-E91 *Electrofrog*




Use this scale bar to check that your printer is printing at 100%



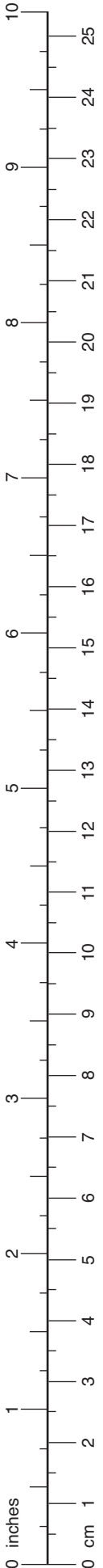
SHORT CROSSING

Code 100

SL-93 *Insulfrog*




Use this scale bar to check that your printer is printing at 100%



LONG CROSSING

Code 100

SL-94 Insulfrog



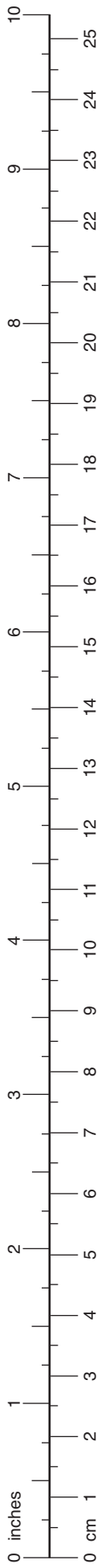
251 mm (9.88")



These plans are produced by the manufacturers and may be reproduced by modellers for the purpose of layout building. Commercial copying or reproduction prohibited.


Use this scale bar to check that your printer is printing at 100%

© PRITCHARD PATENT PRODUCT CO. LTD, BEER, DEVON EX12 3NA ENGLAND




MEDIUM RADIUS TURNOUT LEFT HAND

Code 100
SL-96 *Insulfrog*
SL-E96 *Electrofrog*



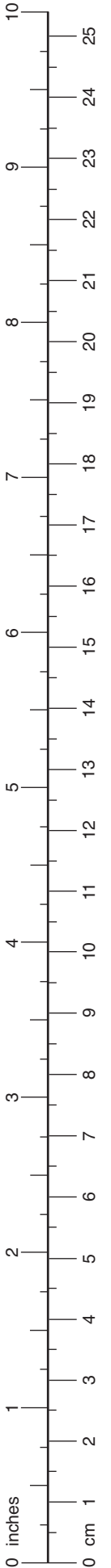
MEDIUM RADIUS TURNOUT RIGHT HAND

Code 100
SL-95 *Insulfrog*
SL-E95 *Electrofrog*



219.5mm (8.64")

Use this scale bar to check that your printer is printing at 100%

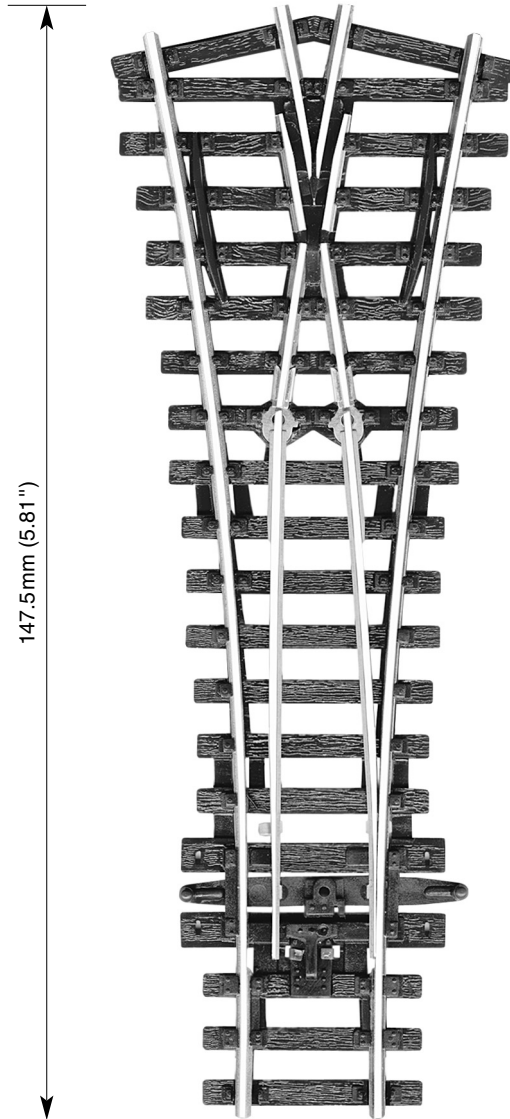


Y TURNOUT SMALL RADIUS

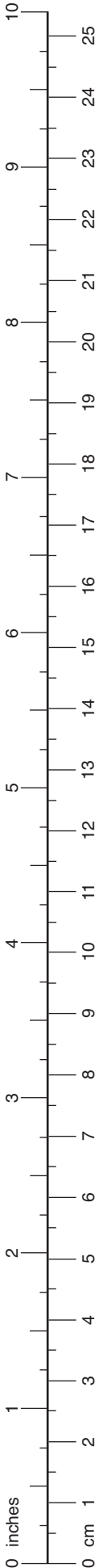
Code 100

SL-97 *Insulfrog*

SL-E97 *Electrofrog*



Use this scale bar to check that your printer is printing at 100%

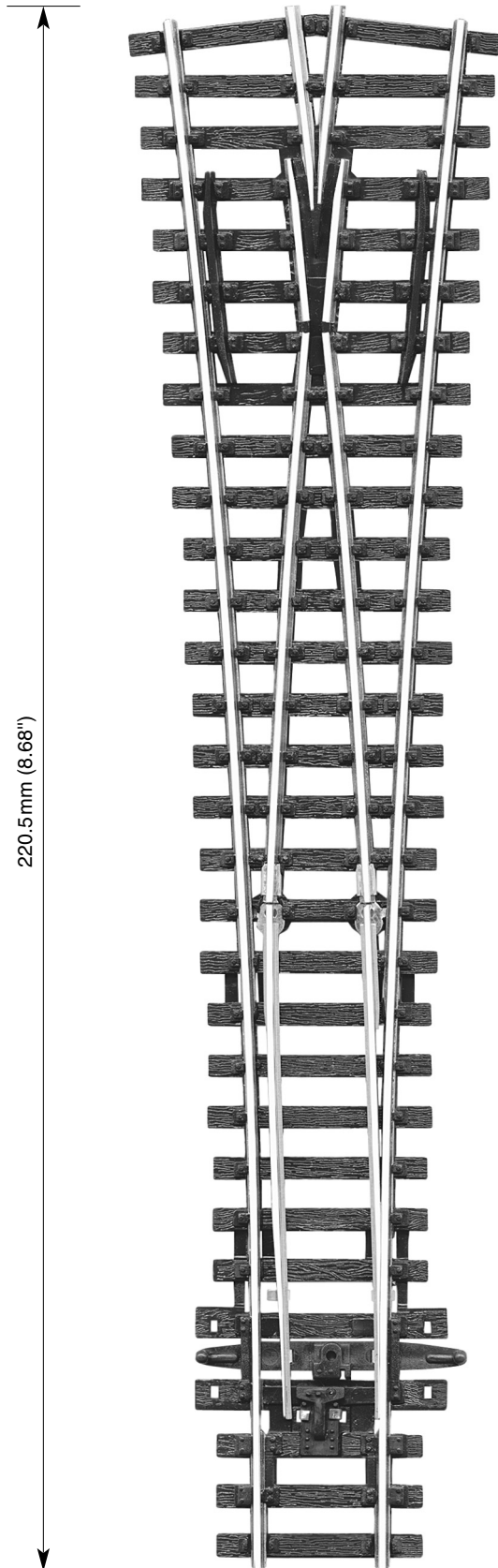


Y TURNOUT LARGE RADIUS

Code 100

SL-98 *Insulfrog*


SL-E98 *Electrofrog*



220.5mm (8.68")

Use this scale bar to check that your printer is printing at 100%





**MEDIUM RADIUS
3 WAY TURNOUT**

Code 100

SL-99 *Insulfrog*

SL-E99 *Electrofrog*

220mm (8.66")

Use this scale bar to check that your printer is printing at 100%

